


VutureVx

Vx Survey Product Sheet



Contents



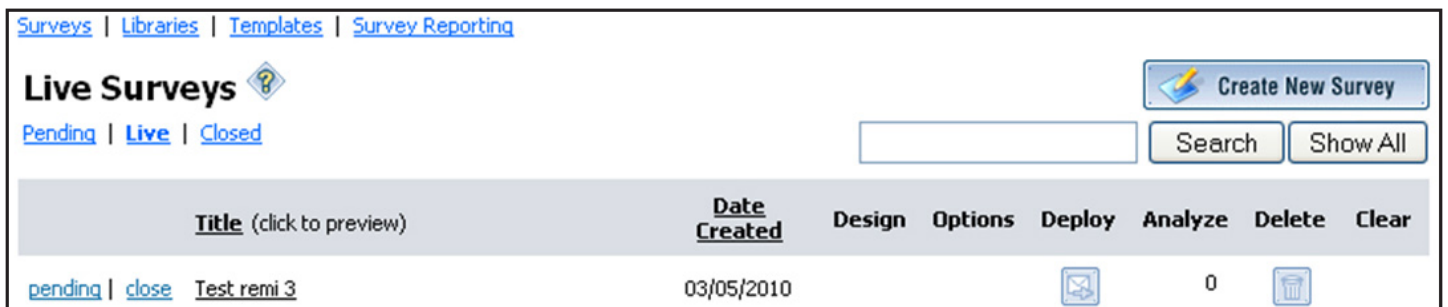
Title

Page

Overview	1
Survey Creation	2
Deployment	3
Sending	4
Results	5

Overview

The Vx Survey module is a **powerful** tool for creating client surveys and questionnaires.



The screenshot displays the 'Live Surveys' section of the Vx Survey module. At the top, there are navigation links for 'Surveys', 'Libraries', 'Templates', and 'Survey Reporting'. Below these, the 'Live Surveys' title is accompanied by a help icon. A 'Create New Survey' button is located in the top right corner. Below the title, there are filters for 'Pending', 'Live', and 'Closed', along with a search box and 'Search' and 'Show All' buttons. The main content is a table with the following columns: 'Title (click to preview)', 'Date Created', 'Design', 'Options', 'Deploy', 'Analyze', 'Delete', and 'Clear'. A single survey entry is visible with the title 'Test remi 3', a date of '03/05/2010', and a count of '0' in the 'Analyze' column. The 'Title' column contains links for 'pending' and 'close'.

<u>Title</u> (click to preview)	<u>Date Created</u>	Design	Options	Deploy	Analyze	Delete	Clear
pending close <u>Test remi 3</u>	03/05/2010				0		

Businesses increasingly require an easier way to gain insight from a wide range of audiences and stakeholders.

The system is extremely easy to use, and allows non-technical users to easily create a wide variety of questions and then to deploy them electronically.

Results are automatically gathered by the system and the systems powerful reporting gives users an insight into an audiences thoughts, views and trends.

Examples of the type of questionnaire you can create:

- Customer insights
- Staff comments
- Post-event feedback
- Research
- Education/training tests
- Post-work reaction

Survey Creation

A wide range of question types can be **created** within the system.

Choose an Item Type

Choose from over 20 item types, including four kinds of matrix questions, ranking questions, drop-down lists, open-ended text boxes, checkboxes, and more.

- Please Select -
- Please Select -
- Choice - Database Dropdown
- Choice - Multiple Answers (Checkboxes)
- Choice - One Answer (Dropdown)
- Choice - One Answer (Option Buttons)
- Choice - True/False
- Choice - Yes/No
- Choice - Yes/No/NA
- Matrix - Multiple Answers per Row (Checkboxes)
- Matrix - Multiple Answers per Row (Textboxes)
- Matrix - One Answer per Row (Option Buttons)
- Matrix - Rating Scale (Numeric)
- Open Ended - Comments Box
- Open Ended - Constant Sum
- Open Ended - Date
- Open Ended - Number
- Open Ended - One Line
- Open Ended - One or More Lines
- Open Ended - Ranking
- Presentation - Heading

Beginning number. Enter the first number for the rating scale.

1

Ending number. Enter the last number for the rating scale.

5

Rows

Row names.* Enter each row name on a separate line below.

I like chocolate
I like biscuits
I like fruit
I like cheese
I like a variety of snacks

Editing questions

Depending on the question type, the user can manage all of the variables including, scales, matrixes, check box fields and drop down lists.

Response Functions

Users can choose the order of questions, whether a response is mandatory and style the page with suitable page breaks.

Required. Check this box if an answer to this question is required.

Random Order. Check this box if the answers to this question should be displayed in random order.


Response Functions

Users can choose the order of questions, whether a response is mandatory and style the page with suitable page breaks.

Deployment

Deployed Surveys are **branded** to match your look and feel. Styling and images are managed by the user.

Page 1 of 1
50%



1. What is your favourite colour?*

Please pick a colour which makes you most happy with, and that you love more than any other colour.

Red

Green

Yellow

Orange

Blue

Other, please specify

2. Do you ever want to make surveys?*


Do you need the ability to create questions online that people can answer.

3. Thinking about snacks, for each of the following questions please indicate your preference on the scale*
where 1, you like it the most and 5, you like it the least

	1	2	3	4	5
I like chocolate	<input type="radio"/>	<input type="radio"/>	<input type="radio"/>	<input type="radio"/>	<input type="radio"/>
I like biscuits	<input type="radio"/>	<input type="radio"/>	<input type="radio"/>	<input type="radio"/>	<input type="radio"/>
I like fruit	<input type="radio"/>	<input type="radio"/>	<input type="radio"/>	<input type="radio"/>	<input type="radio"/>
I like cheese	<input type="radio"/>	<input type="radio"/>	<input type="radio"/>	<input type="radio"/>	<input type="radio"/>
I like a variety of snacks	<input type="radio"/>	<input type="radio"/>	<input type="radio"/>	<input type="radio"/>	<input type="radio"/>

Sending

Sending questionnaires can be **undertaken** in a number of ways.



Default	Email List Name	Addresses	Messages	Edit	Delete	Import	Export	Send
No	Robin Test List	3						

Email Link

To send a link to your survey via email, simply copy the link below and paste it into your email.

<http://v2-emeia.ey-vx.com/exchange-surveys/TakeSurvey.asp?SurveyID=31KI735L9725K>

Web Page Link

To embed a link to your survey in a web page, copy the link below and paste it into your web page in the desired location. You can change the name of the link in the text below.

`Example Test Survey`

Popup Survey Invitation Link

To embed a link in a web page that creates a popup to the survey, copy the link below and paste it into your web page in the desired location. You can change the name of the link in the text below.

`Example Test Survey`

There are a variety of options for sending a survey:




- You can use any existing email list within Vx, upload a new file or manually enter email addresses to create a new list
- If we are integrated with your CRM then lists can be automatically selected from the database.
- Alternatively questionnaires can be sent as a link, automatically formatted for an email or as a pop up from a website.

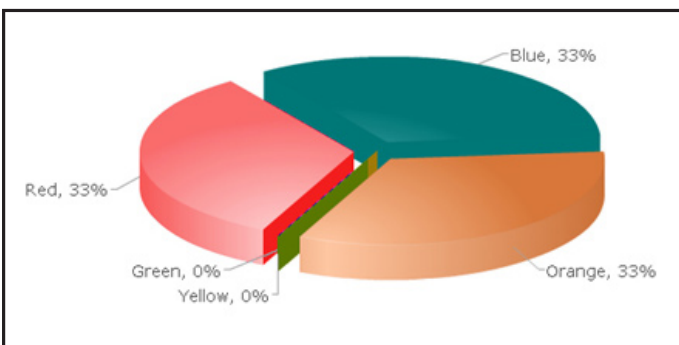
Templates

User results are **automatically** populated giving real-time results.

1. What is your favourite colour?

[View Graph](#)

		Response Total	Response Percent
Red		1	33%
Green		0	0%
Yellow		0	0%
Orange		1	33%
Blue		1	33%
Other, please specify		0	0%
		Total Respondents	3



Results

All results are automatically available as a user responds. Results can be displayed in a number of formats to be shared and reported as appropriate.

PDF reports

All results can be turned into a branded and formatted PDF report.